



DATI TECNICI LAVANDINI / SINKS TECHNICAL DATA

ART. 8821




LAVANDINO / SINK

ART. 8754




LAVANDINO / SINK

ART. 8756




LAVANDINO / SINK

ART. 9208




LAVANDINO / SINK

ART. 9103




LAVANDINO / SINK

ART. 8683



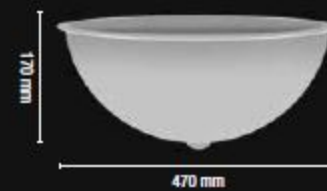
LAVANDINO / SINK

ART. 9254




LAVANDINO / SINK

ART. 9256 - LAVANDINO AD INCASSO / DROP-IN SINK

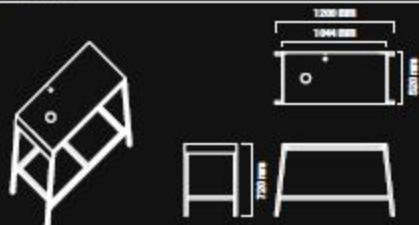


ART. 9257 - LAVANDINO AD INCASSO / DROP-IN SINK

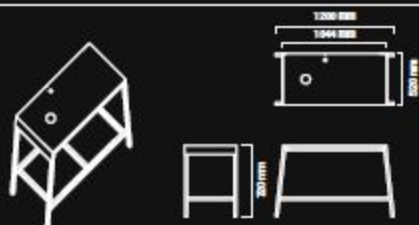




Struttura acciaio inox, finitura acciaio
Structure steel, finish steel



Struttura e piano acciaio inox, finitura acciaio
Structure and shelf steel, finish steel



Struttura in acciaio inox verniciata con piano inox oro
Structure steel varnished, shelf finish gold



Struttura e piano acciaio inox, finitura acciaio
Structure and shelf steel, finish steel



Struttura in acciaio inox verniciata con piano inox oro
Structure steel varnished, shelf finish gold



Struttura acciaio inox verniciata, finitura piano inox
Structure steel varnished, shelf finish steel